

# How to Frontier's WebShip How To Guide

Frontier is rolling out a new Tracking System called WebShip to better assist you with your package tracking needs. Please find below a step-by-step instruction on what to expect, what their functions are and where to find them

Tracking Made Easy with WebShip

## Welcome to WebShip

Welcome to your new found tracking system!



Let our system do the heavy lifting, so you don't to

Please find the following steps as a guide

## Step One

Username: Business Name  
Password: Your Password / Reset

A screenshot of the WebShip login interface. On the left, there is a login form with fields for "Username:" and "Password:", and a "Login" button. On the right, there is a welcome message: "Welcome to WebShip! Lets get you started by Logging In!". At the bottom, there is a small note: "Note: Certain versions of Internet Explorer are not supported. For optimal performance, please use Google Chrome or Mozilla Firefox." An orange circle and a white arrow pointing down and to the right are overlaid on the top left of the screenshot.

## Step Two

You will be met with this interface as your initial Welcoming Page


A screenshot of the WebShip welcome page. The page has a dark navigation bar at the top with "FRONTIER" on the left, "webSHIP" on the right, and "Orders Tracking" and "Logout" in the center. Below the navigation bar, there is a "Welcome!" section with a message: "Please use the navigation links at the top of the page. Thank you for choosing Frontier Supply Chain Solutions Inc." Below that is a "News" section with a message: "There are no recent news posts. Click below for older news items." and a dropdown menu with "Older than 30 days...". A black arrow points from the "Orders Tracking" link in the navigation bar to the "Welcome!" section.

## Your Orders

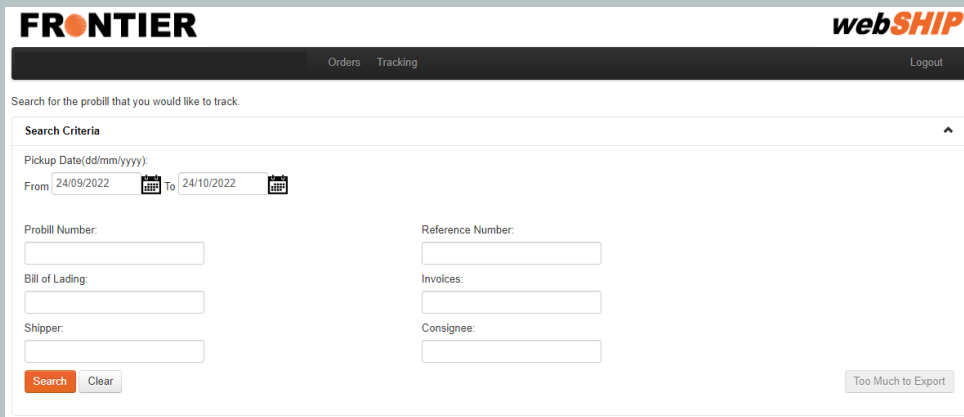
A screenshot of the WebShip "Your Orders" page. The page has a dark navigation bar at the top with "FRONTIER" on the left and "Orders Tracking" on the right. Below the navigation bar, there is a "Welcome!" section with a message: "Please use the navigation links at the top of the page. Thank you for choosing Frontier Supply Chain Solutions Inc." A black arrow points from the "Orders" link in the navigation bar to the "Welcome!" section.

# Tracking with WebShip

Tracking your packages has been made easy!

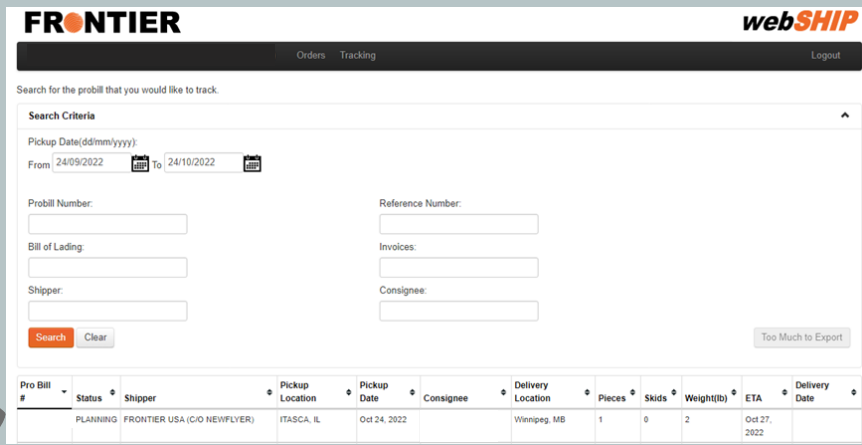


# Tracking a Package with WebShip



You Can Use Any of the Search Boxes to Locate Your Shipment

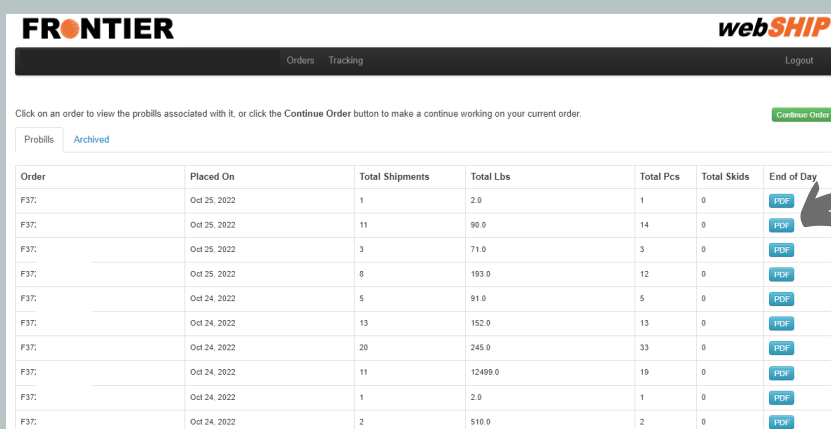
# Track Your Existing Shipments



# Tracking Your Existing Shipments

You will be met with this interface as your Orders page - by hovering over the Pro Bill section you will be met with a highlighted number, selecting that will bring you to the interface available below for your tracking and information gathering goals

# Your Pro-Bill or Weigh-Bill



Select the PDF Button

## Tracking with WebShip

Tracking your packages has been made easy!

example

<b>FRONTIER</b>		End of Day Report		2022-10-25	
F37		Details			
Ordered By					
Winnipeg, MB, CA			R2C 5A1		
Totals					
Pieces: 1		Lbs: 2.0	Estimates: N/A		FSCs: N/A
Probill Details					
LDC50385640					
From:			To:		
References: 1Z0633WA0140098054, 22T0PARS203599, 8586434, KMG Fabricaton					
Piece	Lbs	Cube	Length	Width	Height
LDC50385640	2	8	36	6	6
Estimate:					\$0.00
FSC:					\$0.00
Additional:					\$0.00
Tax:					\$0.00
Cross Border:					\$0.00

# Questions?

email us at [info@frontierscs.com](mailto:info@frontierscs.com)